

Ultrafast Recovery Rectifiers

Qualified per MIL-PRF-19500/590

DESCRIPTION:

This voidless hermetically sealed standard recovery rectifier diode series is military qualified per MIL-PRF-19500/590 and is targeted for space, commercial and military aircraft, military vehicles, shipboard markets and all high reliability applications.

FEATURES / BENEFITS:

- ✓ Hermetic, non-cavity glass package
- ✓ Category I Metallurgically bonded
- ✓ Parts are hot solder dipped
- ✓ JAN/ JANTX/ JANTXV/ JANS available per MIL-PRF-19500/590

MAXIMUM RATINGS

- ✓ Operating and Storage Temperature: -65°C to +175°C
- ✓ Junction Temperature: -65°C to +150°C

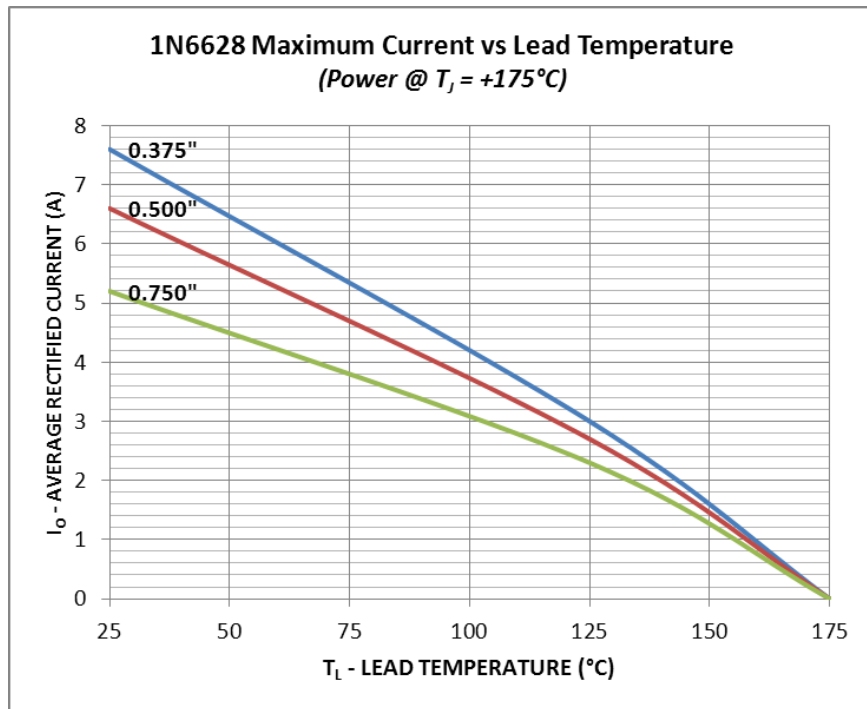
ELECTRICAL CHARACTERISTICS

Rating	Symbol	Condition	Max	Units
WORKING PEAK REVERSE VOLTAGE 1N6626, U, US 1N6627, U, US 1N6628, U, US 1N6629, U, US 1N6630, U, US 1N6631, U, US	V_{RWM}		200 400 600 800 900 1000	Volts
AVERAGE RECTIFIED FORWARD CURRENT 1N6626 thru 1N6628 1N6629 thru 1N6631	I_o	$T_L = 75^\circ\text{C}$	2.3 1.8	Amps
AVERAGE RECTIFIED FORWARD CURRENT 1N6626U, US thru 1N6628U, US 1N6629U, US thru 1N6631U, US	I_o	$T_{EC} = 110^\circ\text{C}$	4.0 2.8	Amps
PEAK FORWARD SURGE CURRENT 1N6626, U, US thru 1N6630, U, US 1N6631, U, US	I_{FSM}	$T_p = 8.3\text{ms}$	75 60	A(pk)
MAXIMUM REVERSE CURRENT 1N6626, U, US thru 1N6630, U, US 1N6631, U, US	$I_R @ V_{RWM}$	$T_j = 25^\circ\text{C}$	2.0 4.0	μAmps
MAXIMUM REVERSE CURRENT 1N6626, U, US thru 1N6630, U, US 1N6631, U, US	$I_R @ V_{RWM}$	$T_j = 150^\circ\text{C}$	500 600	μAmps

TECHNICAL DATA
DATA SHEET 5077, REV. B.3

Rating	Symbol	Condition	Max	Units
MAX. PEAK FORWARD VOLTAGE (PULSED) 1N6626, U, US thru 1N6628,U, US 1N6629,U, US to 1N6630,U, US 1N6631, U, US	V_{FM1}	$I_F=4A$ $I_F=3A$ $I_F=2A$	1.50 1.70 1.95	Volts
MAX. PEAK FORWARD VOLTAGE (PULSED) 1N6626, U, US thru 1N6628,U, US 1N6629,U, US to 1N6631,U, US 1N6631, U, US	V_{FM2}	$I_F=2A$ $I_F=1.4A$ $I_F=1.4A$	1.35 1.40 1.60	Volts
PEAK RECOVERY CURRENT 1N6626, U, US thru 1N6628,U, US 1N6629,U, US to 1N6630,U, US 1N6631, U, US	I_{RM}	$I_F=2A,$ $100A/\mu$	3.5 4.2 5.0	A(pk)
MAXIMUM REVERSE RECOVERY TIME 1N6626, U, US thru 1N6628,U, US 1N6629,U, US to 1N6630,U, US 1N6631, U, US	T_{rr}	$I_F=0.5A$ $I_{RM}=1.0A$	30 50 60	ns
FORWARD RECOVERY VOLTAGE 1N6626, U, US thru 1N6628,U, US 1N6629,U, US to 1N6630,U, US 1N6631, U, US	V_{FRM}	$I_F=1A$ $t_r=12ns$	8 12 20	Volts
THERMAL RESISTANCE (Axial) 1N6626 thru 1N6631	$R_{\theta JL}$	$L=.375$	22	$^{\circ}C/W$
THERMAL RESISTANCE (MELF) 1N6626U, US thru 1N6631U, US	$R_{\theta Jc}$	$L=0$	6.5	$^{\circ}C/W$

GRAPHS

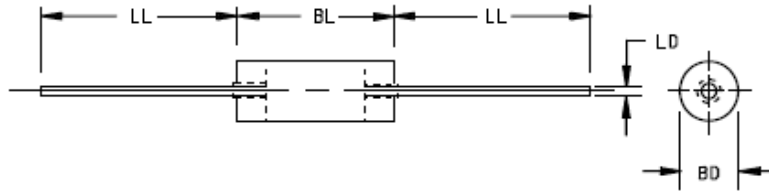


TECHNICAL DATA
DATA SHEET 5077, REV. B.3

PACKAGE DIMENSIONS (inches/mm)

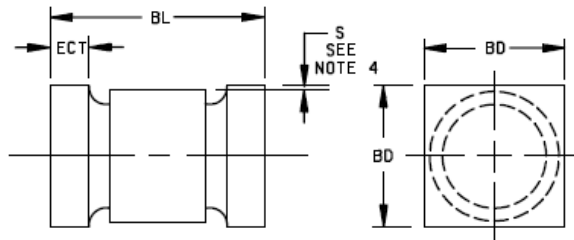
MECHANICAL DIMENSIONS In Inches / (mm)

AXIAL



Ltr	Dimensions				
	Inches		Millimeters		Notes
	Min	Max	Min	Max	
BD	.115	.137	2.92	3.48	4
BL	.130	.300	3.30	7.62	3
LD	.037	.042	0.94	1.07	3
LL	.900	1.300	22.86	33.02	

MELF



Ltr	Dimensions			
	1N6626U, US through 1N6631U, US			
	Inches		Millimeters	
	Min	Max	Min	Max
BL	.200	.225	5.08	5.72
BD	.137	.148	3.48	3.78
ECT	.019	.028	0.48	0.71
S	.003		0.08	

TECHNICAL DATA
DATA SHEET 5077, REV. B.3

PART ORDERING INFORMATION

The following part numbers can be screened and tested to the military screening flow. The parts are marked in accordance with the testing performed, example:

Sensitron Screening Level	*Part Number-- Leaded Package <i>(example for 1N6626)</i>
1N	1N6626
JAN	JAN1N6626
JANTX	JANTX1N6626
JANTXV	JANTXV1N6626
JANS	JANS1N6626

*Parts can also be ordered Tape & Reel

DISCLAIMER:

- 1- The information given herein, including the specifications and dimensions, is subject to change without prior notice to improve product characteristics. Before ordering, purchasers are advised to contact the Sensitron Semiconductor sales department for the latest version of the datasheet(s).
- 2- In cases where extremely high reliability is required (such as use in nuclear power control, aerospace and aviation, traffic equipment, medical equipment, and safety equipment), safety should be ensured by using semiconductor devices that feature assured safety or by means of users' fail-safe precautions or other arrangement.
- 3- In no event shall Sensitron Semiconductor be liable for any damages that may result from an accident or any other cause during operation of the user's units according to the datasheet(s). Sensitron Semiconductor assumes no responsibility for any intellectual property claims or any other problems that may result from applications of information, products or circuits described in the datasheets.
- 4- In no event shall Sensitron Semiconductor be liable for any failure in a semiconductor device or any secondary damage resulting from use at a value exceeding the absolute maximum rating.
- 5- No license is granted by the datasheet(s) under any patents or other rights of any third party or Sensitron Semiconductor.
- 6- The datasheet(s) may not be reproduced or duplicated, in any form, in whole or part, without the expressed written permission of Sensitron Semiconductor.
- 7- The products (technologies) described in the datasheet(s) are not to be provided to any party whose purpose in their application will hinder maintenance of international peace and safety nor are they to be applied to that purpose by their direct purchasers or any third party. When exporting these products (technologies), the necessary procedures are to be taken in accordance with related laws and regulations.