

## 1A Standard Recovery Rectifiers

*Qualified per MIL-PRF-19500/286*

### DESCRIPTION:

This voidless hermetically sealed standard recovery rectifier diode series is military qualified per MIL-PRF-19500/286 and is targeted for commercial and military aircraft, military vehicles, shipboard markets and all high reliability applications.

### FEATURES / BENEFITS:

- ✓ Hermetic, non-cavity glass package
- ✓ Category I Metallurgically bonded
- ✓ All devices are 100% hot solder dipped
- ✓ JAN/ JANTX/ JANTXV available per MIL-PRF-19500/286

### MAXIMUM RATINGS

- ✓ Operating and Storage Temperature: -65°C to +175°C
- ✓ Thermal Resistance: 42 °C (junction to lead)
- ✓ Forward surge current: 25A @ 8.3 ms half-sine

### ELECTRICAL CHARACTERISTICS

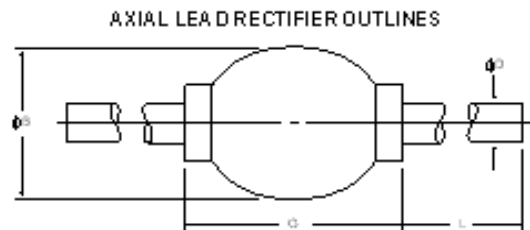
TYPE NUMBER	PEAK INVERSE VOLTAGE	AVG RECTIFIED CURRENT	MAXIMUM REVERSE CURRENT @ PIV		MAX. PEAK FORWARD VOLTAGE (PULSED) $V_F$ @ 3A	MAXIMUM SURGE CURRENT <sup>1</sup> $I_{FSM}$	MAXIMUM REVERSE RECOVERY TIME <sup>2</sup> $T_{rr}$
		Amps	25°C	150°C			
	Volts	55°C	25°C	150°C	V	Amps	nsec
1N4245/US	200	1.0	1.0	150	1.3	25	5000
1N4246/US	400						
1N4247/US	600						
1N4248/US	800						
1N4249/US	1000						

Note 1:  $I_o = 1A$ , 8ms surge

Note 2:  $I_F=0.5A$ ,  $I_{rm}=1A$ ,  $I_{r(REC)}=.250A$

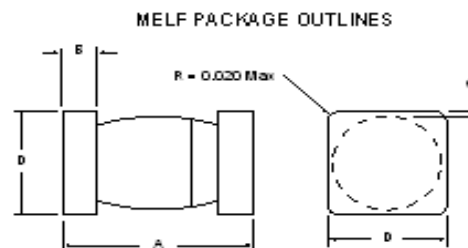
**TECHNICAL DATA  
DATA SHEET 5083, REV. A.4**

**PACKAGE DIMENSIONS (inches/mm)**



Note: Cathode side of device is indicated by a dark band marked on body.

PACKAGE STYLE	DIMENSIONS - INCHES / MILLIMETERS			
	$\phi B$	$\phi D$	G	L
103	.065/.150 1.65/3.81	.027/.033 .69/.84	.140/.250 3.56/6.35	1.0/1.50 25.4/38.1

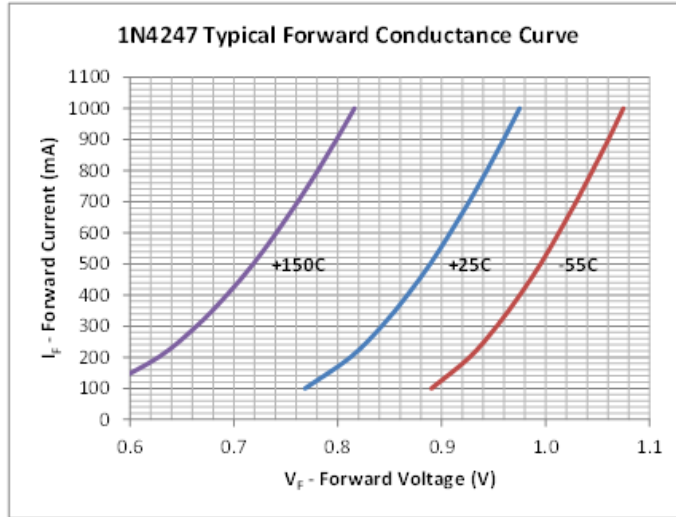


Note: Cathode side of device is indicated by a dark band marked on body.

PACKAGE STYLE	DIMENSIONS - INCHES / MILLIMETERS			
	A	B	C	D
MELF-1	.168/.230 4.2/5.9	0.019/.028 .48/.72	.003 Min .076 Min	.091/.128 2.311/ 3.251

**TECHNICAL DATA**  
**DATA SHEET 5083, REV. A.4**

**GRAPHS:**



**PART ORDERING INFORMATION:**

The following part numbers can be purchased in either axial or surface mount devices and screened and tested to the military screening flow. The parts are marked in accordance with the testing performed, example:

Sensitron Screening Level	*Part Number-- Leaded Package (example for 1N4245)
1N	1N4245
JAN	JAN1N4245
JANTX	JANTX1N4245
JANTXV	JANTXV1N4245

**DISCLAIMER:**

- 1- The information given herein, including the specifications and dimensions, is subject to change without prior notice to improve product characteristics. Before ordering, purchasers are advised to contact the Sensitron Semiconductor sales department for the latest version of the datasheet(s).
- 2- In cases where extremely high reliability is required (such as use in nuclear power control, aerospace and aviation, traffic equipment, medical equipment, and safety equipment), safety should be ensured by using semiconductor devices that feature assured safety or by means of users' fail-safe precautions or other arrangement.
- 3- In no event shall Sensitron Semiconductor be liable for any damages that may result from an accident or any other cause during operation of the user's units according to the datasheet(s). Sensitron Semiconductor assumes no responsibility for any intellectual property claims or any other problems that may result from applications of information, products or circuits described in the datasheets.
- 4- In no event shall Sensitron Semiconductor be liable for any failure in a semiconductor device or any secondary damage resulting from use at a value exceeding the absolute maximum rating.
- 5- No license is granted by the datasheet(s) under any patents or other rights of any third party or Sensitron Semiconductor.
- 6- The datasheet(s) may not be reproduced or duplicated, in any form, in whole or part, without the expressed written permission of Sensitron Semiconductor.
- 7- The products (technologies) described in the datasheet(s) are not to be provided to any party whose purpose in their application will hinder maintenance of international peace and safety nor are they to be applied to that purpose by their direct purchasers or any third party. When exporting these products (technologies), the necessary procedures are to be taken in accordance with related laws and regulations.